

# CS70: Lecture 26.

## Recap of Distributions, Variance

1. Review: Distributions (Poisson)
2. Variance
3. Independence of Random Variables

## Review: Distributions

- ▶  $U[1, \dots, n] : Pr[X = m] = \frac{1}{n}, m = 1, \dots, n;$   
 $E[X] = \frac{n+1}{2};$
- ▶  $B(n, p) : Pr[X = m] = \binom{n}{m} p^m (1-p)^{n-m}, m = 0, \dots, n;$   
 $E[X] = np;$
- ▶  $G(p) : Pr[X = n] = (1-p)^{n-1} p, n = 1, 2, \dots;$   
 $E[X] = \frac{1}{p};$
- ▶  $P(\lambda) : Pr[X = n] = \frac{\lambda^n}{n!} e^{-\lambda}, n \geq 0;$   
 $E[X] = \lambda.$

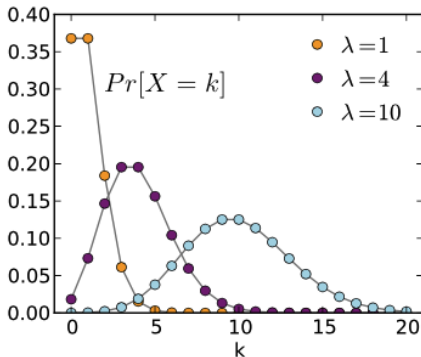
# Poisson

Experiment: flip a coin  $n$  times. The coin is such that

$$Pr[H] = \lambda/n.$$

Random Variable:  $X$  - number of heads. Thus,  $X = B(n, \lambda/n)$ .

**Poisson Distribution** is distribution of  $X$  “for large  $n$ .”



The Poisson distribution shows up in a lot of “real world” applications. Here is a partial list:

- ▶ the number of bankruptcies that are filed in a month
- ▶ the number of arrivals at a car wash in one hour
- ▶ the number of arrivals at the Cory & Hearst bus-stop
- ▶ the number of network failures per day
- ▶ the number of asthma patient arrivals in a given hour at a walk-in clinic
- ▶ the number of customer arrivals at McDonald's per day
- ▶ the number of birth, deaths, marriages, divorces, suicides, and homicides over a given period of time
- ▶ the number of visitors to a web site per minute

# Poisson

Experiment: flip a coin  $n$  times. The coin is such that

$$Pr[H] = \lambda/n.$$

Random Variable:  $X$  - number of heads. Thus,  $X = B(n, \lambda/n)$ .

**Poisson Distribution** is distribution of  $X$  “for large  $n$ .”

We expect  $X \ll n$ . For  $m \ll n$  one has

$$\begin{aligned} Pr[X = m] &= \binom{n}{m} p^m (1-p)^{n-m}, \text{ with } p = \lambda/n \\ &= \frac{n(n-1)\cdots(n-m+1)}{m!} \left(\frac{\lambda}{n}\right)^m \left(1 - \frac{\lambda}{n}\right)^{n-m} \\ &= \frac{n(n-1)\cdots(n-m+1)}{n^m} \frac{\lambda^m}{m!} \left(1 - \frac{\lambda}{n}\right)^{n-m} \\ &\stackrel{(1)}{\approx} \frac{\lambda^m}{m!} \left(1 - \frac{\lambda}{n}\right)^{n-m} \approx \frac{\lambda^m}{m!} \left(1 - \frac{\lambda}{n}\right)^n \stackrel{(2)}{\approx} \frac{\lambda^m}{m!} e^{-\lambda}. \end{aligned}$$

For (1) we used  $m \ll n$ ; for (2) we used  $(1 - a/n) \approx e^{-a/n}$  for  $a/n \ll 1$ .

# Poisson Distribution: Definition and Mean

**Definition** Poisson Distribution with parameter  $\lambda > 0$

$$X = P(\lambda) \Leftrightarrow \Pr[X = m] = \frac{\lambda^m}{m!} e^{-\lambda}, m \geq 0.$$

**Fact:**  $E[X] = \lambda$ .

**Proof:**

$$\begin{aligned} E[X] &= \sum_{m=1}^{\infty} m \times \frac{\lambda^m}{m!} e^{-\lambda} = e^{-\lambda} \sum_{m=1}^{\infty} \frac{\lambda^m}{(m-1)!} \\ &= e^{-\lambda} \sum_{m=0}^{\infty} \frac{\lambda^{m+1}}{m!} = e^{-\lambda} \lambda \sum_{m=0}^{\infty} \frac{\lambda^m}{m!} \\ &= e^{-\lambda} \lambda e^{\lambda} = \lambda. \end{aligned}$$



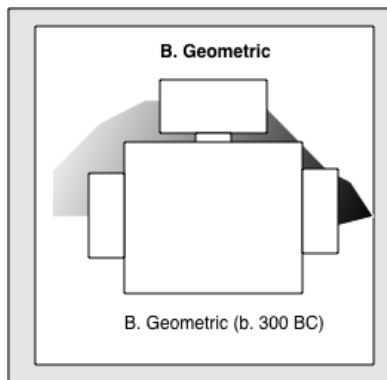
# Simeon Poisson

The Poisson distribution is named after:



## Equal Time: B. Geometric

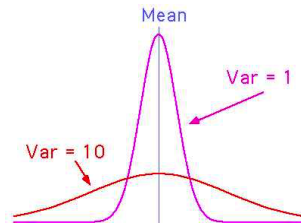
The geometric distribution is named after:



I could not find a picture of D. Binomial, sorry.



# Variance



The variance measures the deviation from the mean value.

**Definition:** The **variance** of  $X$  is

$$\sigma^2(X) := \text{var}[X] = E[(X - E[X])^2].$$

$\sigma(X)$  is called the **standard deviation** of  $X$ .

# Variance and Standard Deviation

**Fact:**

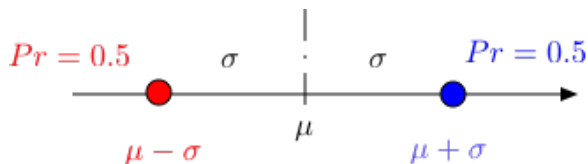
$$\text{var}[X] = E[X^2] - E[X]^2.$$

Indeed:

$$\begin{aligned}\text{var}(X) &= E[(X - E[X])^2] \\ &= E[X^2 - 2XE[X] + E[X]^2] \\ &= E[X^2] - 2E[X]E[X] + E[X]^2, \text{ by linearity} \\ &= E[X^2] - E[X]^2.\end{aligned}$$

## A simple example

This example illustrates the term ‘standard deviation.’



Consider the random variable  $X$  such that

$$X = \begin{cases} \mu - \sigma, & \text{w.p. } 1/2 \\ \mu + \sigma, & \text{w.p. } 1/2. \end{cases}$$

Then,  $E[X] = \mu$  and  $(X - E[X])^2 = \sigma^2$ . Hence,

$$\text{var}(X) = \sigma^2 \text{ and } \sigma(X) = \sigma.$$

## Example

Consider  $X$  with

$$X = \begin{cases} -1, & \text{w. p. } 0.99 \\ 99, & \text{w. p. } 0.01. \end{cases}$$

Then

$$E[X] = -1 \times 0.99 + 99 \times 0.01 = 0.$$

$$E[X^2] = 1 \times 0.99 + (99)^2 \times 0.01 \approx 100.$$

$$\text{Var}(X) \approx 100 \implies \sigma(X) \approx 10.$$

Also,

$$E(|X|) = 1 \times 0.99 + 99 \times 0.01 = 1.98.$$

Thus,  $\sigma(X) \neq E[|X - E[X]|]$ !

Exercise: How big can you make  $\frac{\sigma(X)}{E[|X - E[X]|]}$ ?

## Uniform

Assume that  $Pr[X = i] = 1/n$  for  $i \in \{1, \dots, n\}$ . Then

$$\begin{aligned} E[X] &= \sum_{i=1}^n i \times Pr[X = i] = \frac{1}{n} \sum_{i=1}^n i \\ &= \frac{1}{n} \frac{n(n+1)}{2} = \frac{n+1}{2}. \end{aligned}$$

Also,

$$\begin{aligned} E[X^2] &= \sum_{i=1}^n i^2 Pr[X = i] = \frac{1}{n} \sum_{i=1}^n i^2 \\ &= \frac{1 + 3n + 2n^2}{6}, \text{ as you can verify.} \end{aligned}$$

This gives

$$\text{var}(X) = \frac{1 + 3n + 2n^2}{6} - \frac{(n+1)^2}{4} = \frac{n^2 - 1}{12}.$$

## Variance of geometric distribution.

$X$  is a geometrically distributed RV with parameter  $p$ .

Thus,  $Pr[X = n] = (1 - p)^{n-1} p$  for  $n \geq 1$ . Recall  $E[X] = 1/p$ .

$$\begin{aligned} E[X^2] &= p + 4p(1 - p) + 9p(1 - p)^2 + \dots \\ -(1 - p)E[X^2] &= -[p(1 - p) + 4p(1 - p)^2 + \dots] \\ pE[X^2] &= p + 3p(1 - p) + 5p(1 - p)^2 + \dots \\ &= 2(p + 2p(1 - p) + 3p(1 - p)^2 + \dots) \quad E[X]! \\ &\quad - (p + p(1 - p) + p(1 - p)^2 + \dots) \quad \text{Distribution.} \\ pE[X^2] &= 2E[X] - 1 \\ &= 2\left(\frac{1}{p}\right) - 1 = \frac{2 - p}{p} \end{aligned}$$

$$\begin{aligned} \implies E[X^2] &= (2 - p)/p^2 \text{ and} \\ \text{var}[X] &= E[X^2] - E[X]^2 = \frac{2 - p}{p^2} - \frac{1}{p^2} = \frac{1 - p}{p^2}. \\ \sigma(X) &= \frac{\sqrt{1 - p}}{p} \approx E[X] \text{ when } p \text{ is small(ish).} \end{aligned}$$

## Fixed points.

Number of fixed points in a random permutation of  $n$  items.  
“Number of student that get homework back.”

$$X = X_1 + X_2 + \dots + X_n$$

where  $X_i$  is indicator variable for  $i$ th student getting hw back.

$$\begin{aligned} E(X^2) &= \sum_i E(X_i^2) + \sum_{i \neq j} E(X_i X_j). \\ &= n \times \frac{1}{n} + (n)(n-1) \times \frac{1}{n(n-1)} \\ &= 1 + 1 = 2. \end{aligned}$$

$$E(X_i^2) = 1 \times Pr[X_i = 1] + 0 \times Pr[X_i = 0]$$

$$= \frac{1}{n}$$

$$E(X_i X_j) = 1 \times Pr[X_i = 1 \cap X_j = 1] + 0 \times Pr[\text{“anything else”}]$$

$$= \frac{1 \times 1 \times (n-2)!}{n!} = \frac{1}{n(n-1)}$$

$$Var(X) = E(X^2) - (E(X))^2 = 2 - 1 = 1.$$

Variance: binomial.

$$\begin{aligned} E[X^2] &= \sum_{i=0}^n i^2 \binom{n}{i} p^i (1-p)^{n-i}. \\ &= \text{Really???!!##...} \end{aligned}$$

Too hard!

Ok.. fine.

Let's do something else.

Maybe not much easier...but there is a payoff.



## Properties of variance.

1.  $\text{Var}(cX) = c^2 \text{Var}(X)$ , where  $c$  is a constant.  
Scales by  $c^2$ .
2.  $\text{Var}(X + c) = \text{Var}(X)$ , where  $c$  is a constant.  
Shifts center.

### Proof:

$$\begin{aligned}\text{Var}(cX) &= E((cX)^2) - (E(cX))^2 \\ &= c^2 E(X^2) - c^2 (E(X))^2 = c^2 (E(X^2) - E(X)^2) \\ &= c^2 \text{Var}(X)\end{aligned}$$

$$\begin{aligned}\text{Var}(X + c) &= E((X + c - E(X + c))^2) \\ &= E((X + c - E(X) - c)^2) \\ &= E((X - E(X))^2) = \text{Var}(X)\end{aligned}$$



# Independent random variables.

**Definition:** Independence

The random variables  $X$  and  $Y$  are **independent** if and only if

$$P[Y = b \mid X = a] = P[Y = b], \text{ for all } a \text{ and } b.$$

**Fact:**

$X, Y$  are independent if and only if

$$P[X = a, Y = b] = P[X = a]P[Y = b], \text{ for all } a \text{ and } b.$$

## Independence: examples.

### **Example 1**

Roll two dices.  $X, Y$  = number of pips on the two dice.  $X, Y$  are independent.

Indeed:  $P[X = a, Y = b] = 1/36, P[X = a] = P[Y = b] = 1/6$ .

### **Example 2**

Roll two dices.  $X$  = total number of pips,  $Y$  = number of pips on die 1 minus number on die 2.  $X$  and  $Y$  are not independent.

Indeed:  $P[X = 12, Y = 1] = 0 \neq P[X = 12]P[Y = 1] > 0$ .

## Mean of product of independent RVs.

### Theorem

Let  $X, Y$  be independent RVs. Then

$$E[XY] = E[X]E[Y].$$

### Proof:

Recall that  $E[g(X, Y)] = \sum_{x,y} g(x, y)P[X = x, Y = y]$ . Hence,

$$\begin{aligned} E[XY] &= \sum_{x,y} xyP[X = x, Y = y] = \sum_{x,y} xyP[X = x]P[Y = y], \text{ by ind.} \\ &= \sum_x \left[ \sum_y xyP[X = x]P[Y = y] \right] \\ &= \sum_x \left[ xP[X = x] \left( \sum_y yP[Y = y] \right) \right] \\ &= \sum_x xP[X = x]E[Y] = E[X]E[Y]. \end{aligned}$$



## Variance of sum of two independent random variables

### Theorem:

If  $X$  and  $Y$  are independent, then

$$\text{Var}(X + Y) = \text{Var}(X) + \text{Var}(Y).$$

### Proof:

Since shifting the random variables does not change their variance, let us subtract their means.

That is, we assume that  $E(X) = 0$  and  $E(Y) = 0$ .

Then, by independence,

$$E(XY) = E(X)E(Y) = 0.$$

Hence,

$$\begin{aligned} \text{var}(X + Y) &= E((X + Y)^2) = E(X^2 + 2XY + Y^2) \\ &= E(X^2) + 2E(XY) + E(Y^2) = E(X^2) + E(Y^2) \\ &= \text{var}(X) + \text{var}(Y). \end{aligned}$$

## Variance of Binomial Distribution.

Flip coin with heads probability  $p$ .

$X$ - how many heads?

$$X_i = \begin{cases} 1 & \text{if } i\text{th flip is heads} \\ 0 & \text{otherwise} \end{cases}$$

$$E(X_i^2) = 1^2 \times p + 0^2 \times (1 - p) = p.$$

$$\text{Var}(X_i) = p - (E(X_i))^2 = p - p^2 = p(1 - p).$$

$$p = 0 \implies \text{Var}(X_i) = 0$$

$$p = 1 \implies \text{Var}(X_i) = 0$$

$$X = X_1 + X_2 + \dots + X_n.$$

$X_i$  and  $X_j$  are independent:  $\Pr[X_i = 1 | X_j = 1] = \Pr[X_i = 1]$ .

$$\text{Var}(X) = \text{Var}(X_1 + \dots + X_n) = np(1 - p).$$

# Summary

## Variance

- ▶ **Variance:**  $\text{var}[X] := E[(X - E[X])^2] = E[X^2] - E[X]^2$
- ▶ **Fact:**  $\text{var}[aX + b] = a^2 \text{var}[X]$
- ▶ **Thm.:** If  $X, Y$  are indep.,  $\text{Var}(X + Y) = \text{Var}(X) + \text{Var}(Y)$ .
- ▶  $U[1, \dots, n] : \text{Pr}[X = m] = \frac{1}{n}, m = 1, \dots, n;$   
 $E[X] = \frac{n+1}{2}; \text{var}(X) = \frac{n^2-1}{12} .;$
- ▶  $B(n, p) : \text{Pr}[X = m] = \binom{n}{m} p^m (1-p)^{n-m}, m = 0, \dots, n;$   
 $E[X] = np; \text{var}(X) = np(1-p).$
- ▶  $G(p) : \text{Pr}[X = n] = (1-p)^{n-1} p, n = 1, 2, \dots;$   
 $E[X] = \frac{1}{p}; \text{var}[X] = \frac{1-p}{p^2}.$