

Lecture Today.

To homework (score) or not to homework (score)
Do proofs of optimality/pessimality again.
Graphs

1/30

How about for candidates?

Theorem: Job Propose and Reject produces candidate-pessimal pairing.

T – pairing produced by JPR.

S – worse **stable pairing** for candidate g .

In T , (g, b) is pair.

In S , (g, b^*) is pair.

g prefers b to b^* .

T is job optimal, so b prefers g to its partner in S .

(g, b) is **Rogue couple** for S

S is not stable.

Contradiction. □

Notes: Not really induction.

Structural statement: Job optimality \implies Candidate pessimality.

4/30

Poll.

Thoughts on homework or non-homework option?

- (A) Thinking about it.
- (B) Definitely doing homework for score.
- (C) Definitely going for the non-scored homework.

2/30

Lecture 5: Graphs.

Graphs!
Definitions: model.
Fact!
Planar graphs.
Euler Again!!!!

5/30

Job Propose and Candidate Reject is optimal!

For jobs? For candidates?

Theorem: Job Propose and Reject produces a job-optimal pairing.

Proof:

Assume not: there is a job b does not get optimal candidate, g .

There is a **stable pairing** S where b and g are paired.

Let t be first day job b gets rejected
by its optimal candidate g who it is paired with
in stable pairing S .

b^* - knocks b off of g 's string on day $t \implies g$ prefers b^* to b

By choice of t , b^* likes g at least as much as optimal candidate.

$\implies b^*$ prefers g to its partner g^* in S .

Rogue couple for S .

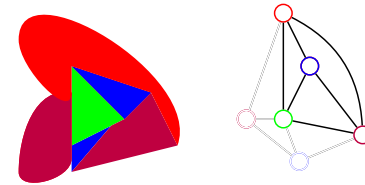
So S is not a stable pairing. **Contradiction.** □

Notes: S - stable. $(b^*, g^*) \in S$. But (b^*, g) is rogue couple!

Used Well-Ordering principle...Induction.

3/30

Map Coloring.



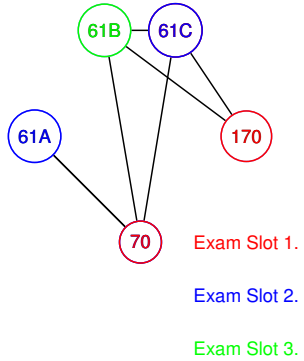
Four colors required!

Theorem: Four colors enough.

Yes! Three colors.

6/30

Scheduling: coloring.



7/30

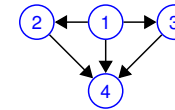
Graphs: formally.



Graph: $G = (V, E)$.
 V - set of vertices.
 $\{A, B, C, D\}$
 $E \subseteq V \times V$ - set of edges.
 $\{\{A, B\}, \{A, B\}, \{A, C\}, \{A, C\}, \{B, D\}, \{A, D\}, \{C, D\}\}$.
 For CS 70, usually simple graphs.
 No parallel edges.
 Multigraph above.

8/30

Directed Graphs



$G = (V, E)$.
 V - set of vertices.
 $\{1, 2, 3, 4\}$
 E ordered pairs of vertices.
 $\{(1, 2), (1, 3), (1, 4), (2, 4), (3, 4)\}$

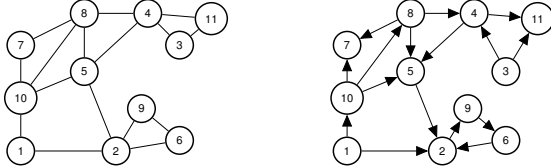
One way streets.
 Tournament: 1 beats 2, ...
 Precedence: 1 is before 2, ..

Social Network: Directed? Undirected?
 Friends. Undirected.
 Likes. Directed.

9/30

Graph Concepts and Definitions.

Graph: $G = (V, E)$
 neighbors, adjacent, degree, incident, in-degree, out-degree

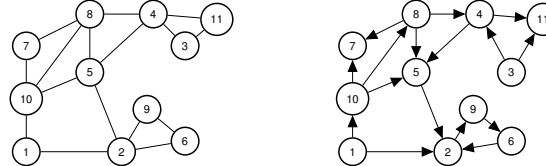


Neighbors of 10? 1, 5, 7, 8.
 u is neighbor of v if $\{u, v\} \in E$.
 Edge $\{10, 5\}$ is incident to vertex 10 and vertex 5.
 Edge $\{u, v\}$ is incident to u and v .
 Degree of vertex 1? 2
 Degree of vertex u is number of incident edges.
 Equals number of neighbors in simple graph.
 Directed graph?
 In-degree of 10? 1 Out-degree of 10? 3

10/30

Graph Concepts and Definitions.

Graph: $G = (V, E)$
 neighbors, adjacent, degree, incident, in-degree, out-degree



Edge (8, 5) is incident to:

- (A) Vertex 8.
 - (B) Vertex 5.
 - (C) Edge (8, 5).
 - (D) Edge (8, 4).
 - (E) Vertex 10.
- (A) and (B) are true.

The degree of a vertex is:

- (A) The number of edges incident to it.
 - (B) The number of neighbors of v .
 - (C) Is the number of vertices in its connected component.
- (A) and (B) are true.

11/30

Sum of degrees?

The sum of the vertex degrees is equal to

- (A) the total number of vertices, $|V|$.
 - (B) the total number of edges, $|E|$.
 - (C) What?
- (A) and (B) are false. (C) is a fine response to a poll with no correct answers.



Not (A)! Triangle.
 Not (B)! Triangle.

What? For triangle number of edges is 3, the sum of degrees is 6.

Could sum always be...

- (A) $2|E|$? ..
- (B) $2|V|$?
- (A) is true.

12/30

Quick Proof of an Equality.

The sum of the vertex degrees is equal to ??

Recall:

edge, (u, v) , is **incident** to endpoints, u and v .

degree of u number of edges **incident** to u

Let's count incidences in two ways.

How many **incidences** does each edge contribute? 2.

Total Incidences? $|E|$ edges, 2 each. $\rightarrow 2|E|$

What is degree v ? Incidences corresponding to v !

Total Incidences? The sum over vertices of degrees!

Thm: Sum of vertex degrees is $2|E|$.

13/30

Poll: Proof of "handshake" lemma.

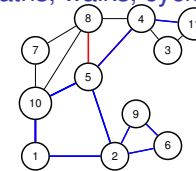
What's true?

- (A) The number of edge-vertex incidences for an edge e is 2.
- (B) The total number of edge-vertex incidences is $|V|$.
- (C) The total number of edge-vertex incidences is $2|E|$.
- (D) The number of edge-vertex incidences for a vertex v is its degree.
- (E) The sum of degrees is $2|E|$.
- (F) The total number of edge-vertex incidences is the sum of the degrees.

(A),(C), (D), (E), and (F).

14/30

Paths, walks, cycles, tour.



A path in a graph is a sequence of edges.

Path? $\{1, 10\}$, $\{8, 5\}$, $\{4, 5\}$? No!

Path? $\{1, 10\}$, $\{10, 5\}$, $\{5, 4\}$, $\{4, 11\}$? Yes!

Path: $(v_1, v_2), (v_2, v_3), \dots, (v_{k-1}, v_k)$.

Quick Check! Length of path? k vertices or $k - 1$ edges.

Cycle: Path from v_1 to v_k , + edge (v_k, v_1) Length of cycle? $k - 1$ vertices and edges!

Path is usually simple. No repeated vertex!

Walk is sequence of edges with possible repeated vertex or edge.

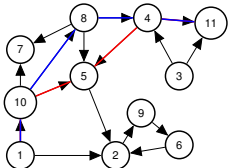
Tour is walk that starts and ends at the same node.

Quick Check!

Path is to Walk as Cycle is to ?? Tour!

15/30

Directed Paths.

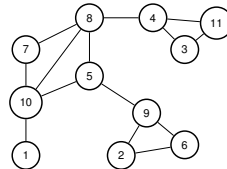


Path: $(v_1, v_2), (v_2, v_3), \dots, (v_{k-1}, v_k)$.

Paths, walks, cycles, tours ... are analogous to undirected now.

16/30

Connectivity: undirected graph.



u and v are **connected** if there is a path between u and v .

A connected graph is a graph where all pairs of vertices are connected.

If one vertex x is connected to every other vertex.

Is graph connected? Yes? No?

Proof: Use path from u to x and then from x to v .

□

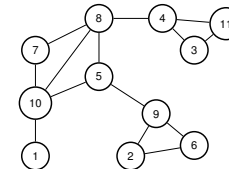
May not be simple!

Either modify definition to walk.

Or cut out cycles. .

17/30

Connected Components: Quiz.



Is graph above connected? Yes!

How about now? No!

Connected Components? $\{1\}$, $\{10, 7, 5, 8, 4, 3, 11\}$, $\{2, 9, 6\}$.

Connected component - maximal set of connected vertices.

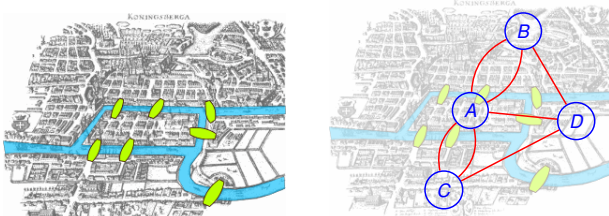
Quick Check: Is $\{10, 7, 5\}$ a connected component? No.

18/30

Konigsberg bridges problem.

Can you make a tour visiting each bridge exactly once?

"Konigsberg bridges" by Bogdan Glușcă - License.



Can you draw a tour in the graph where you visit each edge once?
Yes? No?
We will see!

19/30

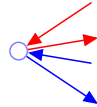
Eulerian Tour

An Eulerian Tour is a tour that visits each edge exactly once.

Theorem: Any undirected graph has an Eulerian tour if and only if all vertices have even degree and is connected.

Proof of only if: Eulerian \implies connected and all even degree.

Eulerian Tour is connected so graph is connected.
Tour enters and leaves vertex v on each visit.
Uses two incident edges per visit. Tour uses all incident edges.
Therefore v has even degree. \square



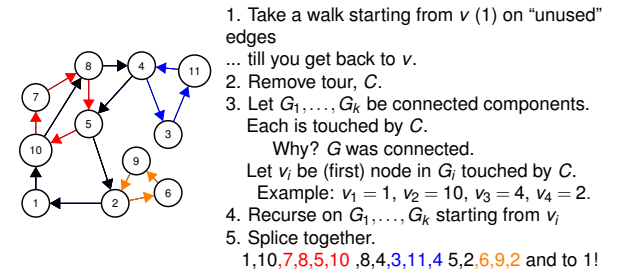
When you enter, you can leave.
For starting node, tour leaves firstthen enters at end.
Not *The Hotel California*.

20/30

Finding a tour!

Proof of if: Even + connected \implies Eulerian Tour.

We will give an algorithm. First by picture.



21/30

Recursive/Inductive Algorithm.

1. Take a walk from arbitrary node v , until you get back to v .

Claim: Do get back to v !

Proof of Claim: Even degree. If enter, can leave except for v . \square

2. Remove cycle, C , from G .

Resulting graph may be disconnected. (Removed edges!)

Let components be G_1, \dots, G_k .

Let v_j be first vertex of C that is in G_j .

Why is there a v_j in C ?

G was connected \implies

a vertex in G_j must be incident to a removed edge in C .

Claim: Each vertex in each G_i has even degree and is connected.

Prf: Tour C has even incidences to any vertex v . \square

3. Find tour T_j of G_i starting/ending at v_j . Induction.

4. Splice T_j into C where v_j first appears in C .

Visits every edge once:

Visits edges in C exactly once.

By induction for all edges in each G_i . \square

22/30

Poll: Euler concepts.

Mark correct statements for a connected graph where all vertices have even degree. (Below, we use tour to mean uses an edge exactly once, but may involve a vertex several times.)

(A) Removing a tour leaves a graph of even degree.

(B) A tour connecting a set of connected components, each with a Eulerian tour is really cool! Eulerian even.

(C) There is no hotel california in this graph.

(D) After removing a set of edges E' in a connected graph, every connected component is incident to an edge in E'

(E) If one walks on new edges, starting at v , one must eventually get back to v .

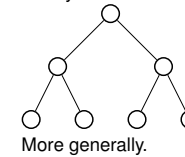
(F) Removing a tour leaves a connected graph.

Only (F) is false.

23/30

A Tree, a tree.

Graph $G = (V, E)$.
Binary Tree!



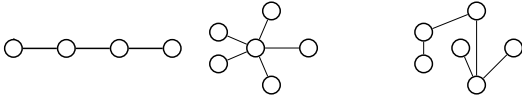
24/30

Trees.

Definitions:

- A connected graph without a cycle.
- A connected graph with $|V| - 1$ edges.
- A connected graph where any edge removal disconnects it.
- A connected graph where any edge addition creates a cycle.

Some trees.



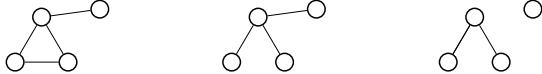
no cycle and connected? Yes.

$|V| - 1$ edges and connected? Yes.

removing any edge disconnects it. Harder to check. but yes.

Adding any edge creates cycle. Harder to check. but yes.

To tree or not to tree!



25/30

Proof of if

Thm:

"G is connected and has no cycles"

\implies "G connected and has $|V| - 1$ edges"

Proof:

Walk from a vertex using untraversed edges.

Until get stuck.

Claim: Degree 1 vertex.

Proof of Claim:

Can't visit more than once since no cycle.

Entered. Didn't leave. Only one incident edge. \square

Removing node doesn't create cycle.

New graph is connected.

Removing degree 1 node doesn't disconnect from Degree 1 lemma.

By induction $G - v$ has $|V| - 2$ edges.

G has one more or $|V| - 1$ edges. \square

28/30

Equivalence of Definitions.

Theorem:

"G connected and has $|V| - 1$ edges" \equiv

"G is connected and has no cycles."

Lemma: If v is degree 1 in connected graph G , $G - v$ is connected.

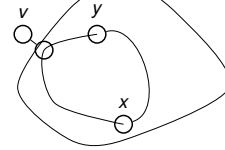
Proof:

For $x \neq v, y \neq v \in V$,

there is path between x and y in G since connected.

and does not use v (degree 1)

$\implies G - v$ is connected. \square



26/30

Poll: Oh tree, beautiful tree.

Let G be a connected graph with $|V| - 1$ edges.

(A) Removing a degree 1 vertex can disconnect the graph.

(B) One can use induction on smaller objects.

(C) The average degree is $2 - 2/|V|$.

(D) There is a hotel california: a degree 1 vertex.

(E) Everyone can be bigger than average.

(B), (C), (D) are true

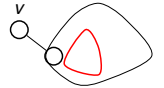
29/30

Proof of only if.

Thm:

"G connected and has $|V| - 1$ edges" \implies

"G is connected and has no cycles."



Proof of \implies : By induction on $|V|$.

Base Case: $|V| = 1$. $0 = |V| - 1$ edges and has no cycles.

Induction Step:

Claim: There is a degree 1 node.

Proof: First, connected \implies every vertex degree ≥ 1 .

Sum of degrees is $2|E| = 2(|V| - 1) = 2|V| - 2$

Average degree $2 - 2/|V|$

Not everyone is bigger than average! \square

By degree 1 removal lemma, $G - v$ is connected.

$G - v$ has $|V| - 1$ vertices and $|V| - 2$ edges so by induction

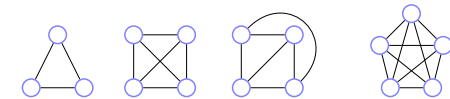
\implies no cycle in $G - v$.

And no cycle in G since degree 1 cannot participate in cycle. \square

27/30

Planar graphs.

A graph that can be drawn in the plane without edge crossings.

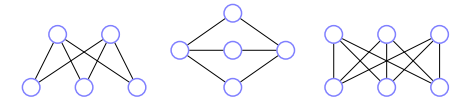


Planar? Yes for Triangle.

Four node complete? Yes.

(complete \equiv every edge present. K_n is n -vertex complete graph.)

Five node complete or K_5 ? No! Why? Later.



Two to three nodes, bipartite? Yes.

Three to three nodes, complete/bipartite or $K_{3,3}$. No. Why? Later.

30/30